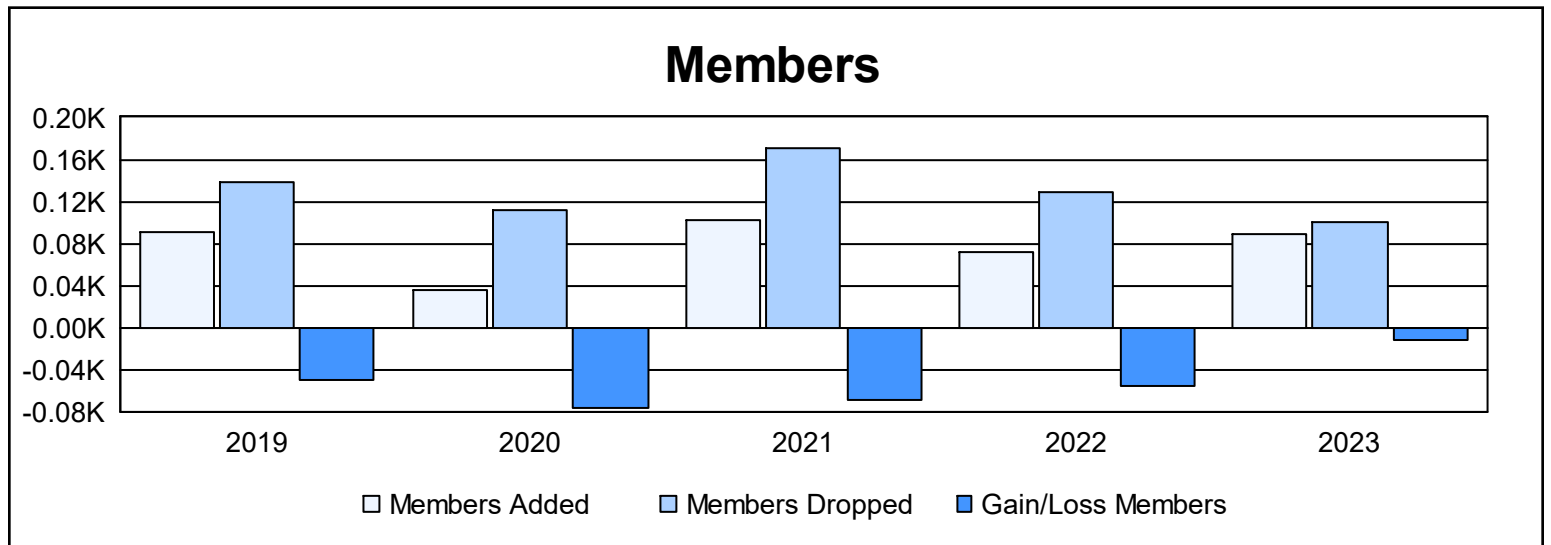
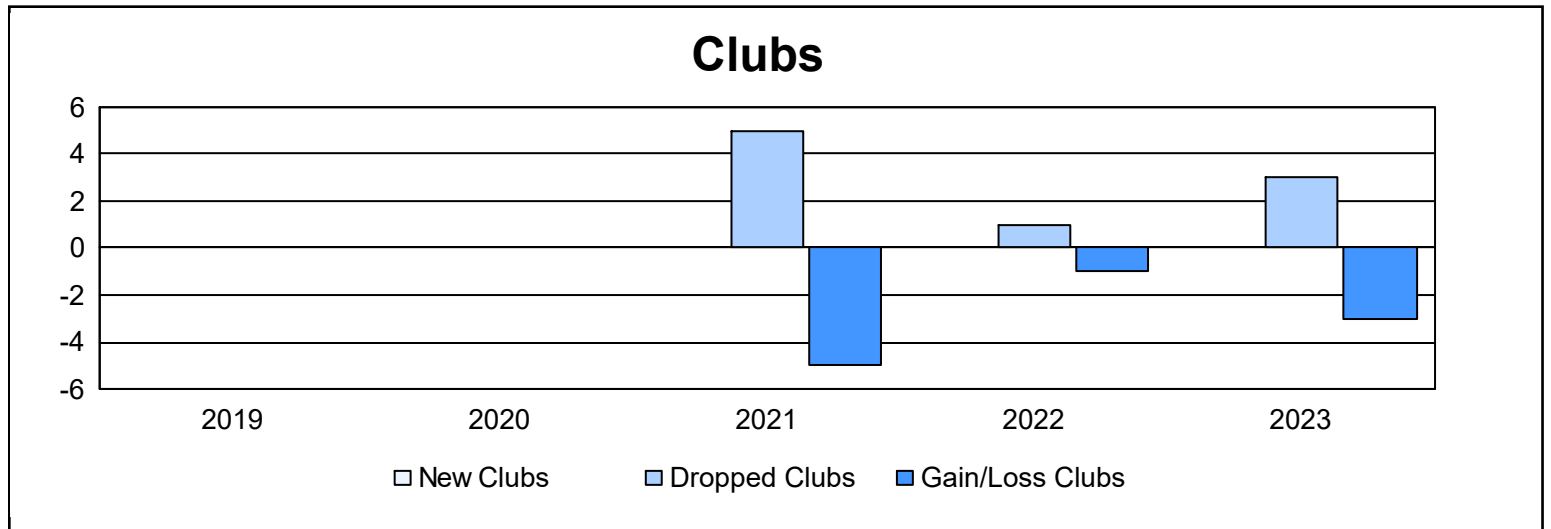
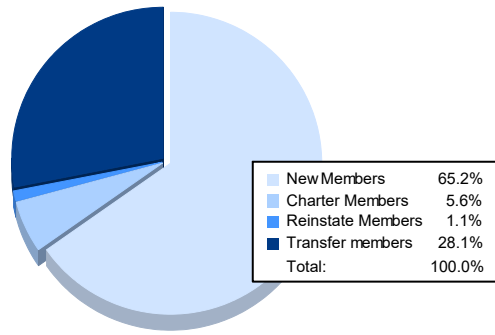


| Year | New Clubs | Dropped Clubs | Gain/ Loss Clubs | New Members | Charter Members | Reinstate Members | Transfer Members | Total Member Added | Total Members Dropped | Gain/ Loss Members |
|----------------|-----------|---------------|------------------|-------------|-----------------|-------------------|------------------|--------------------|-----------------------|--------------------|
| 2018-2019 | 0 | 0 | 0 | 83 | 1 | 3 | 3 | 90 | 139 | -49 |
| 2019-2020 | 0 | 0 | 0 | 31 | 0 | 3 | 1 | 35 | 112 | -77 |
| 2020-2021 | 0 | 5 | -5 | 70 | 6 | 3 | 23 | 102 | 170 | -68 |
| 2021-2022 | 0 | 1 | -1 | 63 | 0 | 0 | 9 | 72 | 128 | -56 |
| 2022-2023 | 0 | 3 | -3 | 58 | 5 | 1 | 25 | 89 | 100 | -11 |
| Average | 0 | 2 | -2 | 61 | 2 | 2 | 12 | 78 | 130 | -52 |



Membership Composition June 2023 Cumulative



Gender Composition June 2023 Cumulative

